

Cisco Aironet Wireless Access Points

As WLAN deployments expand, security, scalability, reliability, ease of deployment, and management become increasingly important. Cisco provides a comprehensive line of access points that deliver enterprise-class features for business-ready wireless LANs.



EXECUTIVE SUMMARY

Access points are critical elements of the Cisco® Unified Wireless Network. Cisco single- and dual-band access points are designed for offices and similar environments, challenging RF environments, and the outdoors. The devices are available in two versions: unified or autonomous. Unified access points operate with the Lightweight Access Point Protocol (LWAPP) and work in conjunction with Cisco wireless LAN controllers and the Wireless Control System (WCS). Autonomous access points are based on Cisco IOS® Software and may optionally operate with the CiscoWorks Wireless LAN Solution Engine (WLSE). Autonomous access points, along with the WLSE, deliver a core set of features and may be field-upgraded to take advantage of the full benefits of the Cisco Unified Wireless Network as requirements evolve.

To make the best choices for their particular applications, customers need to understand the features and benefits of the different Cisco Aironet® access points. This solution overview details the capabilities of each of the devices in the Cisco Aironet Family of wireless access points.

MANAGEMENT PARADIGM

As wireless LANs become increasingly mission-critical and evolve in terms of scale and capabilities, the way the wireless deployment is managed must evolve as well. Because each customer and each deployment is unique, Cisco provides differing feature sets and differing management paradigms to address these customer-specific requirements.

Cisco provides a core feature set that includes autonomous access points and the CiscoWorks WLSE management appliance. The core feature set provides a base set of capabilities that are required for enterprise deployments. Core features include secure connectivity through support for 802.11i Wi-Fi Protected Access 2 (WPA2), fast and secure Layer 2 roaming, and interfaces to a variety of third-party

applications and products. Most Cisco access points are available in versions designed for autonomous operation. These devices may be upgraded in the field to lightweight mode, thereby providing customers with a smooth path from core to unified features.

The Cisco unified feature set is delivered by lightweight access points, wireless LAN controllers, and the Wireless Control System (WCS) management solution. The unified feature set represents the most comprehensive set of capabilities in the industry, including guest access, wireless intrusion detection and intrusion prevention, scalable Layer 3 mobility, and location services. Most Cisco Aironet access points are available in versions designed for lightweight operation.

DEPLOYMENT ENVIRONMENTS

Wireless LANs are becoming commonplace in numerous environments, including offices, schools, factories, warehouses, and even the outdoors. At the same time, the wireless industry is evolving from lower-capacity, single-band devices to high-capacity, dual-band solutions. The Cisco Aironet Family of access points meets these various application requirements by providing:

- Single- and dual-band access points
- Devices designed for indoor and outdoor deployments
- A consistent hardware feature set and predictable RF performance for deployment across the enterprise

As WLAN deployment expands into more applications and installation scenarios, a diverse line of access points is required to meet the associated capacity, coverage, and environmental requirements. The Cisco product line includes access points designed for offices and similar facilities, such as hospitals and retail environments, challenging RF environments like factories and warehouses, and the outdoors. These devices can be installed on desktops, on walls, on ceilings, above ceilings, and on top of poles.

While application requirements may vary, Cisco understands that all enterprise customers require uncompromised network security, scalable manageability, and an evolving set of network services. That's why all Cisco Aironet access points¹ support the Cisco Unified Wireless Network, a framework for wired and wireless integration that delivers the security, manageability, and services that enterprises have come to expect from Cisco on both wired and wireless networks.

SOLUTION

Addressing Feature Requirements

As wireless LAN usage has evolved from basic transport for largely transactional applications, so have the feature expectations of wireless LAN users and administrators. This change has come about on a segment-by-segment, customer-by-customer basis. It is critical for Cisco to provide differing feature sets to best fit differing customer requirements. Given that customer requirements can evolve during the lifetime of a wireless LAN deployment, it is also necessary to provide a means of smoothly upgrading this feature set for the installed base of products, with minimal disruption to network operations.

Cisco's unified wireless LAN feature set offers the features required for most enterprise deployments. Some deployments may not yet require these advanced capabilities. To address these evolving requirements, customers can select lightweight access points, or they can upgrade autonomous access points in the field to lightweight operation. With Cisco, customers can choose the feature set that is right for them, at the time that it is right for them. Table 1 provides a summary of the operational capabilities of various Cisco Aironet access points.

¹ Autonomous access points must be field-upgraded to run LWAPP for full support of the Cisco Unified Wireless Network.

Table 1. Operational Capabilities of Cisco Aironet Access Points

Cisco Series	Autonomous Operation	Lightweight Operation
1000 Series	No	Yes
1100 Series	Yes	Yes
1130AG Series	Yes	Yes
1200 Series	Yes	Yes
1230AG Series	Yes	Yes
1240AG Series	Yes	Yes
1300 Series	Yes	Yes
1500 Series	No	Yes

Addressing Capacity Requirements

In just a few years, WLANs have evolved from proprietary systems with sub-Mbps capabilities to standardized offerings operating at as much as a combined data rate of 108 Mbps. These high data rates are available in both the 2.4 GHz band with 802.11g technology and the 5 GHz band with 802.11a technology. 802.11g offers backward compatibility with 802.11b devices, but is limited to three nonoverlapping channels in the 2.4 GHz band. 802.11a provides no backward compatibility but supports as many as 23 channels (depending upon local regulations). To provide both backward compatibility and high capacity, WLAN client vendors are migrating to dual-band 802.11a/g-capable client devices. In 2006, 802.11a/g devices will become the predominant type for embedded and aftermarket client adapters designed for laptops, desktops, and even PDAs. Over time, these dual-band capabilities are expected to extend to almost every WLAN client device, including application-specific devices like voice handsets, barcode scanners, and radio frequency identification (RFID) scanners.

Deploying an infrastructure that takes full advantage of the expanding capabilities of the client base makes sense if capacity is currently an issue or is expected to become an issue during the useful life of the infrastructure devices. Given the rapid expansion of wireless-enabled devices, increasing capacity requirements are likely to apply to most WLAN installations. For this majority of applications, access points that support both 802.11a and 802.11g represent a better long-term value, particularly given their low price premium relative to single-band devices. For the few applications that are not expected to present capacity issues in the near term, customers can choose single-radio access points. Table 2 summarizes which Cisco access points support 802.11a, 802.11b, and 802.11g.

Table 2. Cisco Aironet Access Point Support for 802.11a/b/g

Cisco Series	802.11b	802.11g	802.11a
1000 Series	Yes	Yes	Yes
1100 Series	Yes	Yes	No
1130AG Series	Yes	Yes	Yes
1200 Series	Yes	Yes	Optional ²
1230AG Series	Yes	Yes	Yes
1240AG Series	Yes	Yes	Yes
1300 Series	Yes	Yes	No
1500 Series	Yes	Yes	Yes

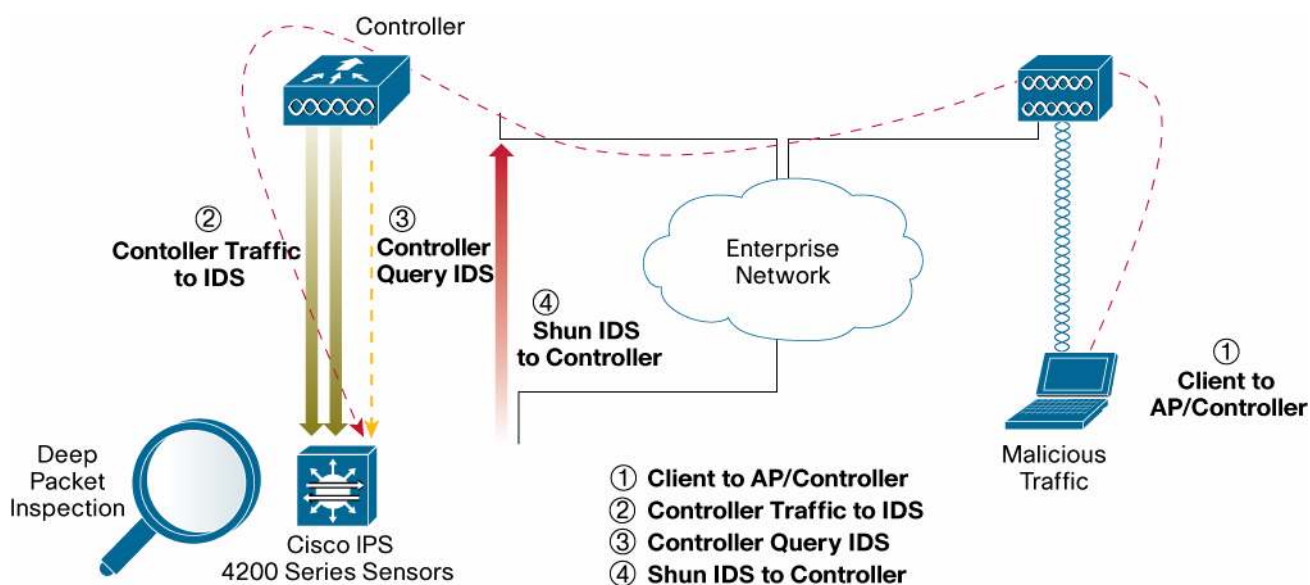
² With a hardware upgrade module, Cisco Aironet 1200 Series Access Points may be field-upgraded to support 802.11a.

AWARD-WINNING SECURITY

The Cisco Aironet Series access points supports 802.11i, Wi-Fi Protected Access (WPA), WPA2, and numerous Extensible Authentication Protocol (EAP) types. WPA and WPA2 are the Wi-Fi Alliance certifications for interoperable, standards-based WLAN security. These certifications support IEEE 802.1X for user-based authentication, Temporal Key Integrity Protocol (TKIP) for WPA encryption, and Advanced Encryption Standard (AES) for WPA2 encryption. These certifications help to ensure interoperability between Wi-Fi-certified WLAN devices from different manufacturers.

Cisco Aironet Series Access Points operating with LWAPP support Cisco Unified Intrusion Detection System/Intrusion Prevention System (IDS/IPS), a software feature that is part of the Cisco Self-Defending Network and is the industry's first integrated wired and wireless security solution. Cisco Unified IDS/IPS (Figure 1) takes a comprehensive approach to security—at the wireless edge, wired edge, WAN edge, and through the data center. When an associated client sends malicious traffic through the Cisco Unified Wireless Network, a Cisco wired IDS device detects the attack and sends shun requests to Cisco wireless LAN controllers, which will then disassociate the client device.

Figure 1. Cisco Unified IDS/IPS Detects Malicious Attacks Allowing the WLAN Controller to Disassociate the Offending Client Device



Autonomous or unified Cisco Aironet Series access points support management frame protection for the authentication of 802.11 management frames by the wireless network infrastructure. This allows the network to detect spoofed frames from access points or malicious users impersonating infrastructure access points. If an access point detects a malicious attack, an incident will be generated by the access point and reports will be gathered on the Cisco wireless LAN controller, Cisco WCS, or CiscoWorks WLSE.

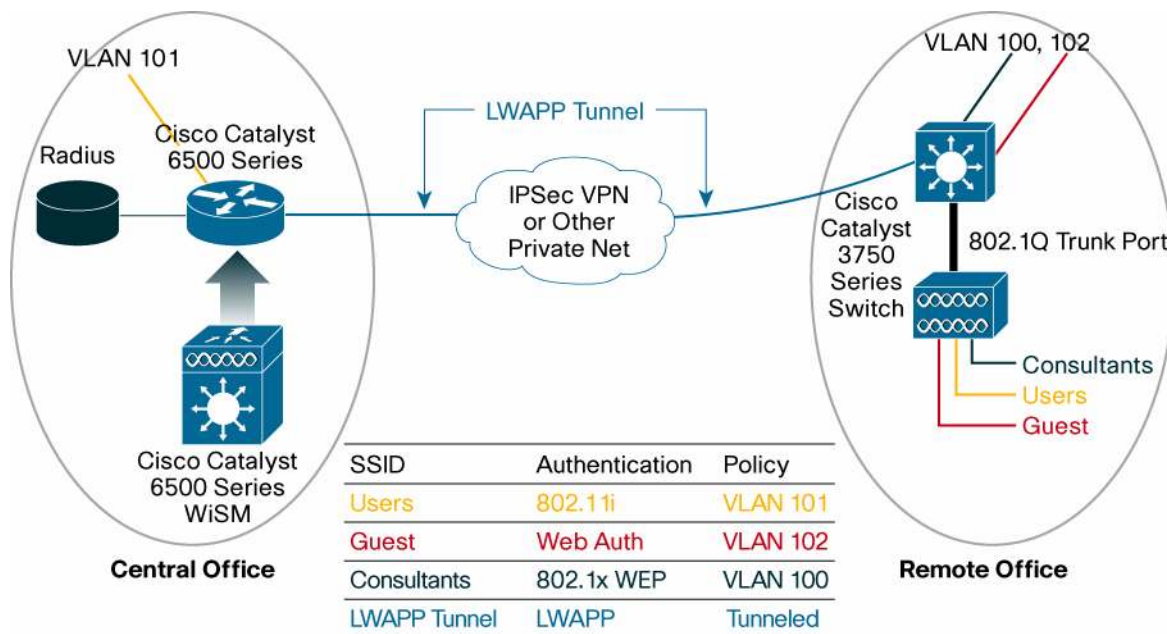
MANAGEMENT AND DEPLOYMENT FLEXIBILITY

The Cisco Aironet Series access points are key elements of the Cisco Unified Wireless Network, a comprehensive solution that delivers an integrated, end-to-end wired and wireless network. Using the radio and network management features of the Cisco Unified Wireless Network for simplified deployment, the access points extend the security, scalability, reliability, ease of deployment, and manageability available in wired networks to the wireless LAN. In addition to management flexibility the Cisco Aironet Series offers investment protection deployment flexibility with Hybrid REAP and Link Role Flexibility.

Hybrid REAP

Hybrid Remote Edge Access Point (Figure 2) functionality is supported on the Cisco Aironet 1240AG and 1130AG Series Access Points. It allows users to deploy access points in remote offices, and choose whether they would like to have traffic bridged locally, or tunneled over the WAN over LWAPP on a per SSID basis. If users choose to bridge traffic locally, then it is bridged onto separate VLANs that directly correlate to an SSID (i.e. there is a 1:1 mapping of SSIDs to VLANs when traffic is bridged locally).

Figure 2. Remote Edge Access Point (REAP) Capabilities Allow Users to Deploy Access Points in Remote Offices, and Choose Whether They Would Like to Have Traffic Bridged Locally, or Tunneled over the WAN over LWAPP on a Per-SSID Basis



Users receive their IP address locally within the branch, but authenticate at a central site when using 802.1x, 802.11i, MAC authentication, web authentication, or NAC is in use. If any type of pre-shared key is used (i.e. WEP, WPA-PSK), then there is no need for central authentication. After central authentication, the user traffic can still be bridged locally.

If a WAN link goes down, no new users using authentication can be added into the network, however users that have already authenticated remain connected. Users using pre-shared key remain connected and new pre-shared key users can still associate with the network since centralized authentication is not necessary. When the WAN link becomes active again, all users are disassociated and then authenticated to the network. This is used to ensure that the controller has accurate, up to date information about the users who are on the network.

Following are key elements of Hybrid REAP functionality:

- Supported only on Cisco Aironet 1240AG and 1130AG Series Access Points.
- 8 advertised WLANs/SSIDs that terminate on a Controller or bridged locally.
- Locally bridged WLAN/SSID can be mapped to a VLAN.
- There is support for NAC/Web Auth/802.1x/802.11i on a per WLAN/SSID basis. These protocols are handled centrally, and subsequently the traffic can be bridged locally or continue to be tunneled back to the controller.
- If an AP has never joined a Controller, it can be primed with an IP address, subnet mask, default gateway, and IP address of a Controller. After the AP has contacted the Controller the console is no longer available.
- Cisco recommends that only two Hybrid REAPs be used in any one location over a WAN connection. This configuration is recommended because of the WAN bandwidth required.

Link Role Flexibility

The autonomous versions of the Cisco Aironet 1300 Series, 1240AG Series, 1230AG Series, and the 1200 Series offer link role flexibility, which provides both access point and bridge functions through configuration of each radio as an access point, repeater, root bridge, non-root bridge, or workgroup bridge. This configuration flexibility enables the access points to address a wide range of applications, including basic wireless LAN coverage, wireless LAN coverage with wireless backhaul, and more traditional bridging applications (Table 3).

Table 3. Wireless LAN Link Role Flexibility Applications for Dual-Band Access Points

Radio 1 (802.11g or 802.11a)	Radio 2 802.11g or 802.11a)	RJ-45 State
Root Bridge (RB)	Root bridge, non-root bridge, access point, or workgroup bridge	Uplink
Non-root Bridge (NRB)	Root bridge, non-root bridge, access point, or workgroup bridge	Uplink
Workgroup Bridge (WGB)	Root bridge, non-root bridge, or access point	Uplink
Access Point (AP)	Root bridge, non-root bridge, access point, or workgroup bridge	Uplink
Repeater	Root bridge, non-root bridge, or access point	Downlink

Note: Only one 802.11g radio and one 802.11a radio are supported.

Office Access Points

Cisco Aironet 1130AG Series IEEE 802.11a/b/g Access Point

Packages high-capacity, high-security, and enterprise-class features to deliver wireless LAN access for a low total cost of ownership. The device is available in either a lightweight version or an autonomous version that may be field-upgraded to lightweight operation. With support for both lightweight and autonomous operation, customers can enjoy the simplicity and efficiency of a common hardware platform even while having a hybrid lightweight and autonomous deployment. Designed for wireless LAN coverage in offices and similar RF environments, this unobtrusive access point features integrated antennas and dual IEEE 802.11a/g radios for robust and predictable coverage, delivering a combined capacity of 108 Mbps. The product comes complete with all necessary mounting hardware to provide for an installation that is both secure and consistent with contemporary office décor. The mounting bracket locks the access point as well as the Ethernet and console cables in place to prevent theft and tampering. The Cisco Aironet 1130AG Series is ready to install and easy to manage, reducing the cost of deployment and ongoing maintenance. For more information, visit:

http://www.cisco.com/en/US/products/ps6087/products_data_sheet0900aecd801b9058.html

Cisco Aironet 1100 Series Access Point

Offers customers an affordable, easy-to-install, 802.11g single-band access point that features enterprise-class management, security, and scalability. The device is available in either a lightweight version or an autonomous version that may be field-upgraded to lightweight operation. For more information, visit:

http://www.cisco.com/en/US/products/hw/wireless/ps4570/products_data_sheet09186a00800f9ea7.html

Cisco Aironet 1000 Series IEEE 802.11a/b/g Lightweight Access Point Model 1010

Delivers 802.11a/b/g wireless LAN access with zero-touch configuration and management. The Cisco Aironet 1010 is available only as a lightweight access point and does not support autonomous operation. Unlike the Cisco Aironet 1130AG Series, the Cisco Aironet 1010 requires additional mounting bezels for office deployments and does not provide the same level of security and tamper resistance that is provided by the 1130AG Series. Because the Cisco Aironet 1010 is limited to lightweight operation, customers with hybrid lightweight and autonomous deployments cannot standardize on a single hardware platform. For more information, visit:

http://www.cisco.com/en/US/products/ps6306/products_data_sheet0900aecd8025708a.html

Indoor Access Points for Challenging RF Environments

Cisco Aironet 1240AG Series IEEE 802.11a/b/g Access Point

Delivers the versatility, high capacity, security, and enterprise-class features required in more challenging RF environments, such as warehouses, factories, and retailers. The device is available in either a lightweight or an autonomous version that may be field-upgraded to lightweight operation. With support for both lightweight and autonomous operation, customers can enjoy the simplicity and efficiency of having a common hardware platform even while having a hybrid lightweight and autonomous deployment. Designed for wireless LANs in rugged environments or installations that require specialized external antennas, the Cisco Aironet 1240AG Series features diversity antenna connectors for both 2.4 and 5 GHz bands to provide extended range, coverage versatility, and more flexible installation options. The Cisco Aironet 1240AG Series Access points combines this versatility with industry-leading transmit power, receive sensitivity, and delay spread for high-multipath environments, providing reliable performance and throughput under the most demanding conditions. A second-generation dual-band access point, the Cisco Aironet 1240AG Series supports IEEE 802.3af Power over Ethernet (PoE). The product comes complete with all necessary mounting hardware to provide for an installation that is both secure and rugged. The mounting bracket locks the access point as well as the Ethernet and console cables in place to prevent theft and tampering. For more information, visit: http://www.cisco.com/en/US/products/ps6521/products_data_sheet0900aecd8031c844.html

Cisco Aironet 1200 Series Access Point

Offers the same versatility, high capacity, security, and enterprise-class features demanded by industrial wireless LAN customers in a single-band 802.11g solution. The modular device provides the flexibility to field-upgrade to a dual-band 802.11a/g network by adding a CardBus-based 802.11a upgrade module that can be easily installed in Cisco Aironet 1200 Series access points that were originally configured for 802.11g. For more information, visit: http://www.cisco.com/en/US/products/hw/wireless/ps430/products_data_sheet09186a00800937a6.html

Cisco Aironet 1230AG Series Access Point

The Cisco Aironet 1230AG Series is a preconfigured dual-band version of the 1200 Series, providing support for 802.11a and 802.11g. This first-generation, dual-band device does not, however, provide the same performance and support for 802.3af PoE as does the 1240AG Series. For more information, visit: http://www.cisco.com/en/US/products/ps6108/products_data_sheet0900aecd801b9068.html

Cisco Aironet 1000 Series IEEE 802.11a/b/g Lightweight Access Point Model 1020 and 1030

Delivers 802.11a/b/g wireless LAN access with zero-touch configuration and management. It provides diversity antenna connectors for 2.4 GHz operation and a single nondiversity connector for the 5 GHz band. The Cisco Aironet 1020 is available only as a lightweight access point and does not support autonomous operation. The device does not provide the same extended operating temperature range as the Cisco Aironet 1230AG Series and 1240AG Series, and requires additional mounting hardware. It does not provide the same level of security and tamper resistance that is provided by Cisco Aironet 1230AG Series and 1240AG Series. Because the Cisco Aironet 1020 is limited to lightweight operation, customers with hybrid lightweight and autonomous deployments cannot standardize on a single hardware platform.

The Cisco Aironet 1030 Lightweight Access Point is a version of the 1020 with software capabilities that allow the device to be deployed remotely from a wireless LAN controller. This unique capability makes the 1030 ideal for small branch office deployments where local placement of a wireless LAN controller is impractical or not economical.

For more information on the Cisco Aironet 1020 and 1030 lightweight Access Points, visit: http://www.cisco.com/en/US/products/ps6306/products_data_sheet0900aecd8025708a.html

Outdoor Access Points and Bridges

Cisco Aironet 1300 Series IEEE 802.11g Wireless Outdoor Access Point and Bridge

Provides access point, wireless bridge, and workgroup bridge capabilities with enhanced WLAN security. For high-speed, cost-effective wireless connectivity between multiple fixed or mobile networks and clients, this ruggedized platform is ideal for public access for outdoor areas, network connections within a campus area, or outdoor infrastructures for mobile networks and users. Engineered specifically for harsh outdoor environments, the Cisco Aironet 1300 Series is ideal for WLANs requiring outdoor coverage. The Cisco Aironet 1300 Series is available in either a lightweight version or an autonomous version that may be field-upgraded to lightweight operation.

Note: The Cisco Aironet 1300 Series supports LWAPP when operating as an access point. When it operates in bridge mode, however, it does not support the LWAPP protocol.

For more information on the Cisco Aironet 1300 Series Access Points, visit:

http://www.cisco.com/en/US/products/ps5861/products_data_sheet09186a00802252e1.html

Cisco Aironet 1500 Series Lightweight Outdoor Mesh Access Point

The Cisco Aironet 1500 Series enables cost-effective, scalable deployment of secure outdoor wireless LANs. With dual-band, simultaneous support for IEEE 802.11a and 802.11b/g standards, the Cisco Aironet 1500 Series employs a patent-pending Adaptive Wireless Path Protocol to form a dynamic wireless mesh network between remote access points, and delivers secure wireless access to any Wi-Fi-compliant client.

For more information on Cisco Aironet 1500 Series Lightweight Outdoor Mesh Access Points, visit:

<http://www.cisco.com/en/US/products/ps6548/index.html>

ACCESS POINT FEATURES AND BENEFITS

Table 4 provides a summary of the Cisco Aironet access points that are best suited for different environments.

Table 4. Cisco Aironet Access Points for Different Environments

Cisco Series	Offices and Similar Environments	Challenging Indoor RF Environments	Outdoors
1000 Series Model 1010*	Recommended*	Not recommended	Not recommended
1000 Series Model 1020*	Recommended*(model 1030 for branch offices)	Recommended (AP1020, or for remote offices, the AP1030)	Not recommended
1100 Series	Recommended**	Not recommended	Not recommended
1130AG Series	Ideal	Not recommended	Not recommended
1200 Series	Recommended***	Recommended	Recommended****
1230AG Series	Recommended***	Recommended	Recommended****
1240AG Series	Recommended***	Ideal	Recommended****
1300 Series	Not recommended	Not recommended	Ideal**
1500 Series	Not recommended	Not recommended	Ideal*

* For lightweight deployment only.




** For autonomous deployment only.





*** Particularly for deployments above suspended ceilings.



**** Can be deployed outdoors in a weatherproof NEMA-rated enclosure.

Table 5 summarizes the complete Cisco Aironet Family of access points.

Table 5. The Cisco Aironet Family of Access Points

Product	Features and Benefits
Access Points for Offices and Similar Environments	
<p>Cisco Aironet 1130AG Series Access Point</p>  <p>Dual-band lightweight or autonomous access point with integrated antennas for easy deployment in offices and similar RF environments</p>	<ul style="list-style-type: none"> • Two high-performance IEEE 802.11a and 802.11g radios offering 108 Mbps of capacity • 2.4 and 5 GHz integrated diversity omnidirectional antennas for easy deployment without the need for external antennas • Available in either a lightweight version or an autonomous version that may be field-upgraded to lightweight operation • Low-profile plastic case • 32 MB of memory with 16 MB of storage • Operating temperature range of 32 to 104°F (0 to 40°C) • Inline power support (Cisco pre-standard and 802.3af) • Console port for management • Support for the Cisco Self-Defending Network, NAC, WPA, and 802.11i/WPA2 • Integrated and secure mounting system • UL2043-rated for placement in plenum areas
<p>Cisco Aironet 1100 Series Access Point</p>  <p>Single-band lightweight or autonomous access point with integrated antennas for easy deployment in offices and similar environments</p>	<ul style="list-style-type: none"> • Single 802.11g radio offering 54 Mbps of capacity • 2.4 GHz integrated diversity dipole antennas • Available in an autonomous version only • 16 MB of memory with 8 MB of storage • Operating temperature range of 32 to 104°F (0 to 40°C) • Inline power support (Cisco pre-standard) • Support for the Cisco Self-Defending Network, NAC, WPA, and 802.11i/WPA2 • Integrated and secure mounting system • UL2043-rated for placement in plenum areas
<p>Cisco Aironet 1000 Series Lightweight Access Point Model 1010</p>  <p>Dual-band lightweight access point with integrated antennas for easy deployment in offices and similar RF environments</p>	<ul style="list-style-type: none"> • Two IEEE 802.11a and 802.11g radios offering 108 Mbps of capacity • 2.4 and 5 GHz integrated antennas for easy deployment without external antennas • Available in a lightweight version only • 16 MB of memory with 4 MB of storage • Plastic case • Operating: 32 to 122°F (0 to 50°C) • Inline power support (802.3af) • Support for the Cisco Self-Defending Network, NAC, WPA, and 802.11i/WPA2 • UL2043-rated for placement in plenum areas
Access Points for Challenging Indoor RF Environments	

Product	Features and Benefits
<p data-bbox="168 331 545 359">Cisco Aironet 1240AG Series Access Point</p>  <p data-bbox="168 596 529 680">Second-generation dual-band lightweight or autonomous access point with dual diversity antenna connectors for challenging RF environments</p>	<ul data-bbox="605 331 1386 667" style="list-style-type: none"> • Two high-performance IEEE 802.11a and 802.11g radios offering 108 Mbps of capacity • 2.4 and 5 GHz dual-diversity RP-TNC connectors for external antenna support • Available in either a lightweight version, or an autonomous version that may be field-upgraded to lightweight operation • Rugged metal case • 32 MB of memory with 16 MB of storage • Operating temperature: -4 to 131°F (-20 to 55°C) • Inline power support (Cisco pre-standard and 802.3af) • Console port for management • Support for the Cisco Self-Defending Network, NAC, WPA, and 802.11i/WPA2 • Complete with integrated and secure mounting system • UL2043-rated for placement in plenum areas
<p data-bbox="168 697 545 724">Cisco Aironet 1230AG Series Access Point</p>  <p data-bbox="168 903 477 987">First-generation dual-band lightweight or autonomous access point with dual-diversity antenna connectors for challenging RF environments</p>	<ul data-bbox="605 697 1386 1033" style="list-style-type: none"> • Two high-performance IEEE 802.11a and 802.11g radios offering 108 Mbps of capacity • 2.4 and 5 GHz dual-diversity RP-TNC connectors for external antenna support • Available in either a lightweight version or an autonomous version that may be field-upgraded to lightweight operation • Rugged metal case • 16 MB of memory with 8 MB of storage • Operating temperature: -4 to 131°F (-20 to 55°C) • Inline power support (Cisco pre-standard) • Console port for management • Support for the Cisco Self-Defending Network, NAC, WPA, and 802.11i/WPA2 • Complete with integrated and secure mounting system • UL2043-rated for placement in plenum areas
<p data-bbox="168 1050 516 1077">Cisco Aironet 1200 Series Access Point</p>  <p data-bbox="168 1247 529 1310">Single-band lightweight or autonomous access point with dual-diversity antenna connectors for challenging RF environments</p>	<ul data-bbox="605 1050 1403 1415" style="list-style-type: none"> • Single high-performance 802.11g radio offering 54 Mbps of capacity • Field-upgradable to support 802.11a with a hardware upgrade module • 2.4 GHz dual-diversity RP-TNC connectors for external antenna support • Available in either a lightweight version or an autonomous version that may be field-upgraded to lightweight operation • Rugged metal case • 16 MB of memory with 8 MB of storage • Operating temperature: -4 to 122°F (-20 to 50°C) • Inline power support (Cisco pre-standard) • Console port for management • Support for the Cisco Self-Defending Network, NAC, WPA, and 802.11i/WPA2 • Complete with integrated and secure mounting system • UL2043-rated for placement in plenum areas
<p data-bbox="168 1432 506 1474">Cisco Aironet 1000 Series Lightweight Access Point Model 1020</p>  <p data-bbox="168 1768 493 1831">Dual-band lightweight access point with antenna connectors for challenging RF environments</p>	<ul data-bbox="605 1432 1253 1747" style="list-style-type: none"> • Two IEEE 802.11a and 802.11g radios offering 108 Mbps of capacity • 2.4 GHz dual-diversity RP-TNC connectors for external antenna support • 5 GHz non-diversity RP-TNC connector for external antenna support • Available in a lightweight version only • Metal and plastic case • 16 MB of memory with 8 MB of storage • Operating: 32 to 122°F (0 to 50°C)" • Inline power support (802.3af) • Support for the Cisco Self-Defending Network, NAC, WPA, and 802.11i/WPA2 • UL2043-rated for placement in plenum areas

Product	Features and Benefits
<p>Cisco Aironet 1300 Series Outdoor Access Point/Bridge</p>  <p>Single-band lightweight or autonomous access point and wireless bridge with a NEMA-4 compliant case for mounting in outdoor areas</p> <p>Note: The Cisco Aironet 1300 Series supports LWAPP when operating as an access point. When it operates in bridge mode, however, it does not support the LWAPP protocol.</p>	<ul style="list-style-type: none"> • Single 802.11g radio offering 54 Mbps of capacity • 2.4 GHz dual-diversity RP-TNC connectors for external antenna support • Configurable as an autonomous access point, wireless bridge, or as a workgroup bridge • Support for both point-to-point and point-to-multipoint configurations • Weather resistant NEMA-4 compliant case • Integrated or optional external antennas for flexibility in deployment • 16 MB of memory with 8 MB of storage • Operating temperature range of -22 to 131°F (-30 to 55°C) • Inline power support (Cisco pre-standard) • Console port for management • Support for the Cisco Self-Defending Network, NAC, WPA, and 802.11i/WPA2 • Complete with Integrated and secure mounting system • UL2043-rated for placement in plenum areas • Integrated or optional external antennas for flexibility in deployment
<p>Cisco Aironet 1500 Series Lightweight Outdoor Mesh Access Point</p>  <p>Lightweight outdoor mesh access point that enables cost-effective, scalable deployment of secure outdoor wireless LANs</p>	<ul style="list-style-type: none"> • Dual 802.11a/g radio support a maximum data rate of 54 Mbps • 802.11b/g for access and 802.11a for backhaul • Support for point-to-point or point-to-multipoint and mesh architecture configurations • Patent-pending Adaptive Wireless Path Protocol for intelligent wireless routing capability • Weather resistant NEMA-4 compliant case • Operating temperature range of -40 to 55°C (-40 to 131°F) • Support for the Cisco Self-Defending Network, NAC, WPA, and 802.11i/WPA2

ARCHITECTURE OF THE CISCO UNIFIED WIRELESS NETWORK

Cisco Aironet access points are a key component of the Cisco Unified Wireless Network. The Cisco Unified Wireless Network cost-effectively addresses the wireless LAN security, deployment, management, and control issues facing enterprises. This framework integrates and extends wired and wireless networks to deliver scalable, manageable, and secure wireless LANs with the lowest total cost of ownership. It provides the same level of security, scalability, reliability, ease of deployment, and management for wireless LANs that organizations expect from their wired LANs. It includes innovative RF technology capabilities that enable real-time access to core business applications while at the same time delivering enterprise-class, secure connectivity.

With the Cisco Unified Wireless Network, the best elements of wireless and wired networking are combined to bring mobility to the enterprise in a secure and reliable manner. The flexibility of the Cisco Unified Wireless Network allows network managers to design networks to meet their specific needs, whether implementing highly integrated network designs or simple overlay networks.

For more information on the Cisco Unified Wireless Network, visit: <http://www.cisco.com/go/unifiedwireless>

For the Cisco Unified Wireless Network brochure, visit:

http://www.cisco.com/en/US/products/hw/wireless/ps430/prod_brochure09186a0080184925.html

Figure 2 depicts a typical unified access point deployment. Figure 3 depicts a typical autonomous access point deployment.

Figure 3. Unified Access Point Deployment

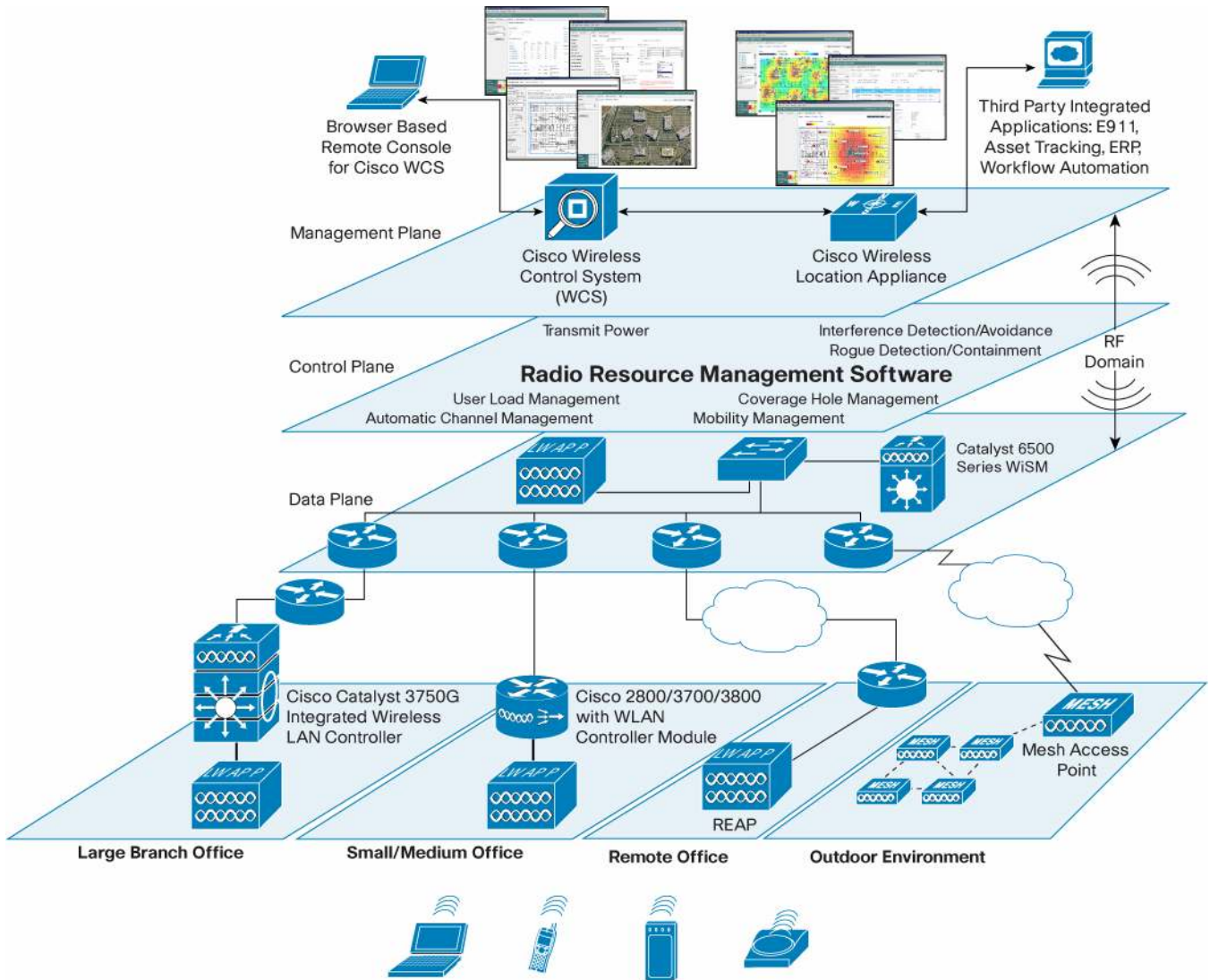
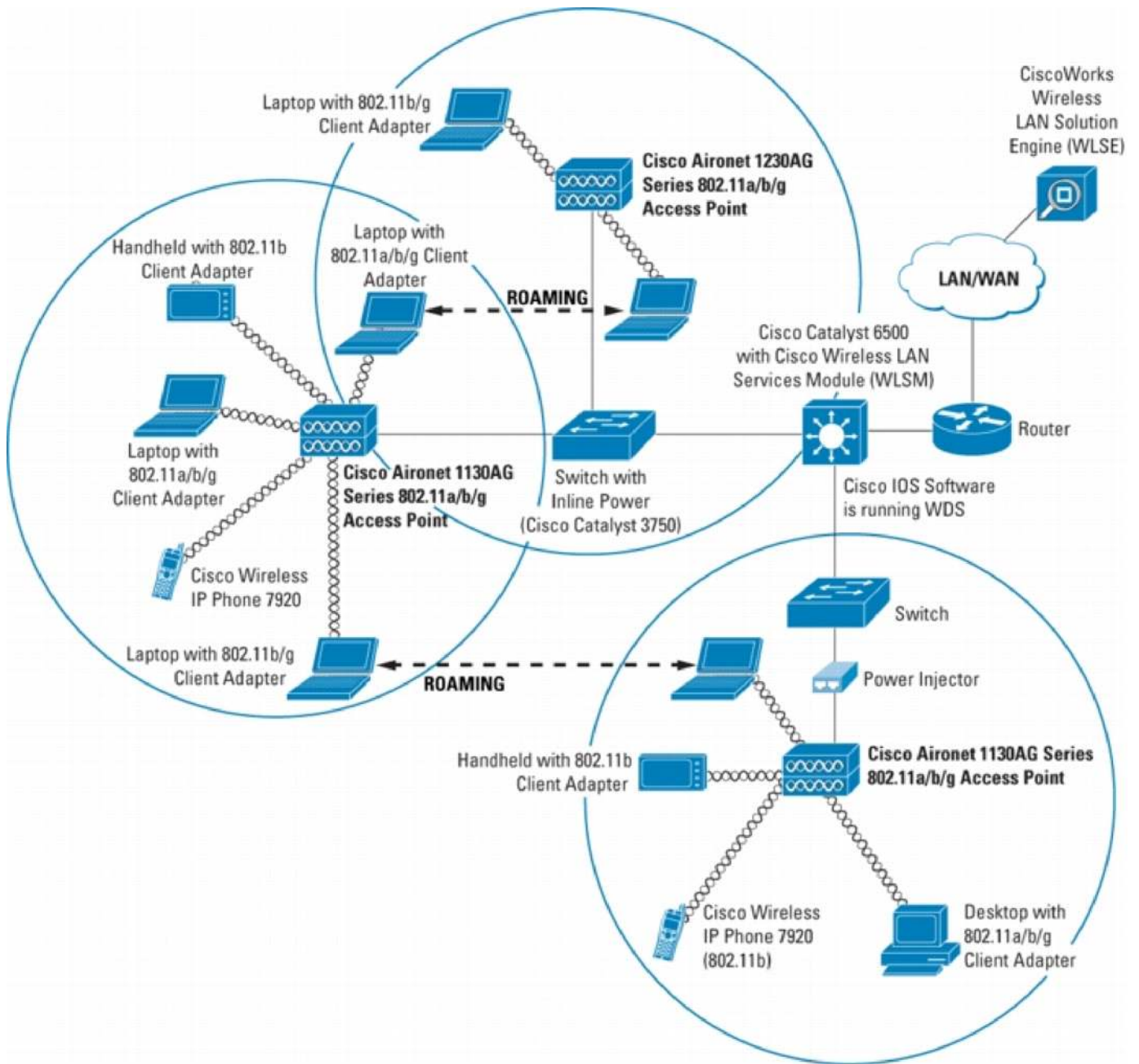


Figure 4. Autonomous Access Point Deployment



SUPPORTING PRODUCTS, PARTNERS, AND SERVICE OFFERINGS

Cisco Wireless LAN Controllers

Cisco wireless LAN controllers are part of the Cisco Unified Wireless Network LAN feature set and are responsible for handling systemwide wireless LAN functions across an entire wireless network. Cisco wireless LAN controllers are designed to smoothly integrate into existing enterprise networks. They communicate with Cisco Aironet lightweight access points over any Layer 2 (Ethernet) or Layer 3 (IP) infrastructure using the Lightweight Access Point Protocol (LWAPP). For more information about Cisco wireless LAN controllers, visit: http://www.cisco.com/en/US/products/hw/wireless/products_category_buyers_guide.html-number_3

Wireless LAN Management

Network managers need reliable, cost-effective tools for wireless LAN planning, configuration, and management. These tools must be centrally available and support simplified operations and easy-to-use graphical interfaces. Cisco wireless LAN management options are determined based on the type of access points deployed and the features required.

- Lightweight access points may be managed with Cisco wireless LAN controllers and the Cisco Wireless Control System (WCS). A Cisco Wireless Location Appliance may be added for advanced features such as wireless voice over IP (VoIP) and location services, as well as advanced wireless security features, such as Network Admission Control (NAC), the Cisco Self-Defending Network, and guest access.
- Autonomous access points may be configured with the CiscoWorks Wireless LAN Solution Engine (WLSE) or CiscoWorks Wireless LAN Solution Engine Express.

Cisco Wireless Control System

Cisco Wireless Control System (WCS) is a Windows or Linux server-based platform for wireless LAN planning, configuration, and management. It provides a powerful foundation by which IT managers can design, control, and monitor enterprise wireless networks from a centralized location, simplifying operations and reducing total cost of ownership. For more information about Cisco WCS, visit: <http://www.cisco.com/en/US/products/ps6305/index.html>

Cisco Catalyst 3750G Integrated Wireless LAN Controller

The Cisco Catalyst[®] 3750G Integrated Wireless LAN Controller is a Cisco 4400 Series Wireless LAN controller integrated into the Cisco Catalyst 3750G Switch. The Cisco Catalyst 3750G Integrated Wireless LAN Controller works in conjunction with Cisco Aironet Series lightweight access points, the Cisco Wireless Control System (WCS), and the Cisco Wireless Location Appliance to deliver a secure and unified wireless solution that supports mission-critical wireless data, voice, and video applications. For more information about the Cisco Catalyst 3750G, visit: <http://www.cisco.com/en/US/products/ps6915/index.html>

Cisco Catalyst 6500 Series Wireless Services Module (WiSM)

The Cisco WiSM is a member of the Cisco wireless LAN controller family. It works in conjunction with Cisco Aironet lightweight access points, the Cisco Wireless Control System (WCS) and the Cisco Wireless Location Appliance to support mission-critical wireless data, voice, and video applications. It provides real-time communication between lightweight access points and other WLAN controllers to deliver a secure and unified wireless solution. For more information about the Cisco WiSM, visit: <http://www.cisco.com/go/wism>

Cisco Wireless LAN Controller Module for Integrated Services Routers (ISR)

The Cisco Wireless LAN Controller Module allows small and medium-sized businesses (SMBs) and enterprise branch offices to cost-effectively deploy and manage secure WLANs. The module provides unparalleled security, mobility, and ease of use for business-critical WLANs, delivering the most secure enterprise-class wireless system available. As a Cisco Integrated Services Router module, it delivers centralized security policies, wireless Intrusion Prevention System (IPS) capabilities, award-winning RF management, quality of service (QoS), and Layer 3 fast secure roaming for WLANs. The Cisco Wireless LAN Controller Module manages up to six Cisco Aironet lightweight access points and is supported on Cisco 2800 and 3800 Series Integrated Services Routers and Cisco 3700 Series Routers. For more information about the Cisco Wireless LAN Controller Module, visit: <http://www.cisco.com/en/US/products/ps6730/index.html>

CiscoWorks Wireless LAN Solution Engine

The CiscoWorks Wireless LAN Solution Engine (WLSE) is available as a management tool for Cisco Aironet autonomous access points and wireless bridges. CiscoWorks WLSE is an easily deployed and scalable management platform for managing hundreds to thousands of Cisco Aironet autonomous access points and wireless bridges. For more information about CiscoWorks WLSE, visit: <http://www.cisco.com/go/wlse>

CiscoWorks Wireless LAN Solution Engine (WLSE) Express

The WLSE Express is a complete wireless LAN management solution with an integrated authentication, authorization, and accounting (AAA) server for small to medium-sized enterprise facilities or branch offices using Cisco Aironet autonomous access points and wireless bridges. For more information about CiscoWorks WLSE Express, visit: <http://www.cisco.com/en/US/products/ps6379/index.html>

Wireless LAN Location Services

Cisco Wireless Location Appliance

The Cisco Wireless Location Appliance is the industry's first location solution that simultaneously tracks thousands of devices from directly within the WLAN infrastructure. The Cisco Wireless Location Appliance brings the power of a cost-effective, high-resolution location solution to critical applications such as high-value asset tracking, IT management, and location-based security. This easy-to-deploy solution smoothly integrates with Cisco wireless LAN controllers and Cisco Aironet lightweight access points to track the physical location of wireless devices, including Wi-Fi-enabled laptops, voice handsets, Wi-Fi tags, and rogue devices, to within a few meters. For more information about the Cisco Wireless Location Appliance, visit: <http://www.cisco.com/en/US/products/ps6386/index.html>

SERVICE AND SUPPORT

Cisco offers a wide range of service programs to accelerate customer success. These innovative programs are delivered through a unique combination of people, processes, tools, and partners, resulting in high levels of customer satisfaction. Cisco Services help you protect your network investment, optimize network operations, and prepare your network for new applications to extend network intelligence and the power of your business. For more information about Cisco Services, visit: http://www.cisco.com/en/US/products/svcs/ps2961/ps2738/serv_group_home.html

FOR MORE INFORMATION

For more information about Cisco access points, contact your local account representative or visit: <http://www.cisco.com/go/wireless>

For more information about the Cisco Unified Wireless Network, visit: <http://www.cisco.com/go/unifiedwireless>



Corporate Headquarters
Cisco Systems, Inc.
170 West Tasman Drive
San Jose, CA 95134-1706
USA
www.cisco.com
Tel: 408 526-4000
800 553-NETS (6387)
Fax: 408 526-4100

European Headquarters
Cisco Systems International BV
Haarlerbergpark
Haarlerbergweg 13-19
1101 CH Amsterdam
The Netherlands
www-europe.cisco.com
Tel: 31 0 20 357 1000
Fax: 31 0 20 357 1100

Americas Headquarters
Cisco Systems, Inc.
170 West Tasman Drive
San Jose, CA 95134-1706
USA
www.cisco.com
Tel: 408 526-7660
Fax: 408 527-0883

Asia Pacific Headquarters
Cisco Systems, Inc.
168 Robinson Road
#28-01 Capital Tower
Singapore 068912
www.cisco.com
Tel: +65 6317 7777
Fax: +65 6317 7799

Cisco Systems has more than 200 offices in the following countries and regions. Addresses, phone numbers, and fax numbers are listed on the **Cisco.com Website at www.cisco.com/go/offices.**

Argentina • Australia • Austria • Belgium • Brazil • Bulgaria • Canada • Chile • China PRC • Colombia • Costa Rica • Croatia • Cyprus • Czech Republic
Denmark • Dubai, UAE • Finland • France • Germany • Greece • Hong Kong SAR • Hungary • India • Indonesia • Ireland • Israel • Italy
Japan • Korea • Luxembourg • Malaysia • Mexico • The Netherlands • New Zealand • Norway • Peru • Philippines • Poland • Portugal
Puerto Rico • Romania • Russia • Saudi Arabia • Scotland • Singapore • Slovakia • Slovenia • South Africa • Spain • Sweden
Switzerland • Taiwan • Thailand • Turkey • Ukraine • United Kingdom • United States • Venezuela • Vietnam • Zimbabwe

Copyright © 2006 Cisco Systems, Inc. All rights reserved. CCSP, CCVP, the Cisco Square Bridge logo, Follow Me Browsing, and StackWise are trademarks of Cisco Systems, Inc.; Changing the Way We Work, Live, Play, and Learn, and iQuick Study are service marks of Cisco Systems, Inc.; and Access Registrar, Aironet, BPX, Catalyst, CCDA, CCDP, CCIE, CCIP, CCNA, CCNP, Cisco, the Cisco Certified Internetwork Expert logo, Cisco IOS, Cisco Press, Cisco Systems, Cisco Systems Capital, the Cisco Systems logo, Cisco Unity, Enterprise/Solver, EtherChannel, EtherFast, EtherSwitch, Fast Step, FormShare, GigaStack, HomeLink, Internet Quotient, IOS, IP/TV, iQ Expertise, the iQ logo, iQ Net Readiness Scorecard, LightStream, Linksys, MeetingPlace, MGX, the Networkers logo, Networking Academy, Network Registrar, Packet, PIX, Post-Routing, Pre-Routing, ProConnect, RateMUX, ScriptShare, SlideCast, SMARTnet, The Fastest Way to Increase Your Internet Quotient, and TransPath are registered trademarks of Cisco Systems, Inc. and/or its affiliates in the United States and certain other countries.

All other trademarks mentioned in this document or Website are the property of their respective owners. The use of the word partner does not imply a partnership relationship between Cisco and any other company. (0601R)